


MINUTES OF COUNTY FINANCES
TREASURER'S REPORT

IN THE MATTER OF COUNTY FINANCES
IN THE HANDS OF JERRY YARBROUGH
TREASURER OF LAMB COUNTY, TEXAS


COMMISSIONER'S COURT
LAMB COUNTY, TEXAS
IN REGUAR SESSION, 2021


2ND QUARTER 2021
3RD QUARTER BUDGET YEAR 2020- 2021


IN ACCORDANCE with Section 114.026, Local Government Code, we, the undersigned, constituting the entire Commissioners Court of said County, certify that on the 27th day of September 2021, at the Regular term of Court, we compared and examined the quarterly report of JERRY YARBROUGH, Treasurer of Lamb County, Texas for the 2nd quarter, 2021, and finding the same correct, entered an order in the Minutes approving said Report, which states total cash and other assets on hand as \$ 11,834,838.10.


James M. DeLoach, County Judge


Cory DeBerry, Commissioner Pct. 1


Kent Lewis, Commissioner, Pct. 2



Danny Short, Commissioner Pct. 3


Lee Logan, Commissioner, Pct. 4

SWORN TO AND SUBSCRIBED BEFORE ME, by James M. DeLoach, County Judge, and County Commissioners of said Lamb County, each respectively, on this the 27 day of September, A. D., 2021.



Attest: Tonya Ritchie, County Clerk

FILED FOR RECORD THIS 27th DAY OF September, A.D. 2021, and recorded on the 27th day of September, A.D. 2021.


Tonya Ritchie, County Clerk and
Ex-Officio Clerk of the Commissioners
Court in and for Lamb County, Texas

By:


Deputy



QUARTERLY REPORT FOR PERIOD ENDING JUNE 30, 2021

SUBMITTED TO: COMMISSIONERS' COURT, LAMB COUNTY

PREPARED AND SUBMITTED BY: JERRY YARBROUGH
INVESTMENT OFFICER
COUNTY TREASURER


Signature

This report is made in accordance with provisions of Government Code 2256, the public Funds Investment Act, which requires quarterly reporting of investment transactions for the county funds to the commissioners' court. The investments held in Lamb County's portfolio comply with the Public Funds Investment Act and with the County's investment policy and strategies.

The cash availability in each account is monitored daily. The goal in each account is to maintain adequate monies to cover usual and customary monthly expenditures in each fund.

LAMB COUNTY

2ND QUARTER

ENDING

JUNE 30, 2021

QUARTERLY INVESTMENT REPORT

2ND QUARTER 2021

THE CASH IN OUR OPERATIONING ACCOUNTS (FIRST BANK & TRUST) IS MONITORED DAILY. ALL FUNDS ARE EARNING INTEREST BASED ON THE NINETY DAY TREASURY BILL RATE ADJUSTED MONTHLY ON THE FIRST TUESDAY OF EACH MONTH.

AIM BANK

| | <u>Amount on Deposit (All Accts.)</u> | <u>Interest Earned</u> | <u>Rate</u> |
|-------|---------------------------------------|------------------------|-------------|
| April | \$13,350,385.40 | \$8,639.46 | 0.75% |
| May | \$12,306,945.54 | \$8,099.47 | 0.75% |
| June | \$11,427,425.91 | \$7,418.97 | 0.75% |

Investors Cash Trust

| | <u>Amount on Deposit</u> | <u>Interest Earned</u> | <u>Rate</u> |
|-------|--------------------------|------------------------|-------------|
| April | \$0.00 | \$0.00 | 0.00% |
| May | \$0.00 | \$0.00 | 0.00% |
| June | \$0.00 | \$0.00 | 0.00% |

TEXPOOL

| | <u>Amount on Deposit</u> | <u>Interest Earned</u> | <u>Rate</u> |
|-------|--------------------------|------------------------|-------------|
| April | \$0.00 | \$0.00 | 0.00% |
| May | \$0.00 | \$0.00 | 0.00% |
| June | \$0.00 | \$0.00 | 0.00% |

Total interest earned for this quarter: \$24,157.90

Total interest earned Year to date: \$76,811.91
October 2020 through September 2021

| | | BEGINNING BALANCE | TOTAL DEBITS | TOTAL CREDITS | ENDING BALANCE | AVERAGE DAILY BALANCE |
|--------------------------------|-----------------------|----------------------|---------------------|-----------------------|---------------------|-----------------------------|
| GENERAL FUND | | | | | | |
| 010-1001 | CLAIM ON CASH-GE | 4,171,474.81 | 388,919.76 | 1,759,500.54CR | 2,800,894.03 | 3,518,452.91 |
| 010-1105 | TEXPOOL - GENERA | 0.00 | 0.00 | 0.00 | 0.00 | 0.00 |
| | FUND 010 TOTAL | 4,171,474.81 | 388,919.76 | 1,759,500.54CR | 2,800,894.03 | 3,518,452.91 |
| ROAD & BRIDGE 1 | | | | | | |
| 021-1001 | CLAIM ON CASH-R& | 233,770.49 | 63,763.59 | 151,362.80CR | 146,171.28 | 197,592.62 |
| 021-1105 | TEXPOOL - PRECIN | 0.00 | 0.00 | 0.00 | 0.00 | 0.00 |
| | FUND 021 TOTAL | 233,770.49 | 63,763.59 | 151,362.80CR | 146,171.28 | 197,592.62 |
| ROAD & BRIDGE 2 | | | | | | |
| 022-1001 | CLAIM ON CASH-R& | 207,035.28 | 64,044.50 | 73,325.54CR | 197,754.24 | 203,433.41 |
| | FUND 022 TOTAL | 207,035.28 | 64,044.50 | 73,325.54CR | 197,754.24 | 203,433.41 |
| ROAD & BRIDGE 3 | | | | | | |
| 023-1001 | CLAIM ON CASH-R& | 176,628.29 | 63,693.28 | 100,490.67CR | 139,830.90 | 159,991.39 |
| | FUND 023 TOTAL | 176,628.29 | 63,693.28 | 100,490.67CR | 139,830.90 | 159,991.39 |
| ROAD & BRIDGE 4 | | | | | | |
| 024-1001 | CLAIM ON CASH-R& | 484,345.68 | 64,315.18 | 106,411.49CR | 442,249.37 | 467,688.89 |
| | FUND 024 TOTAL | 484,345.68 | 64,315.18 | 106,411.49CR | 442,249.37 | 467,688.89 |
| LAMB HEALTHCARE CENTER | | | | | | |
| 055-1000 | HOSPITAL CASH | 8,779,845.87 | 3,057,573.66 | 4,644,315.53CR | 7,193,104.00 | 7,921,417.36 |
| 055-1105 | TEXPOOL - HOSPIT | 0.00 | 0.00 | 0.00 | 0.00 | 0.00 |
| | FUND 055 TOTAL | 8,779,845.87 | 3,057,573.66 | 4,644,315.53CR | 7,193,104.00 | 7,921,417.36 |
| BAIL BOND BOARD ACCOUNT | | | | | | |
| 056-1001 | CLAIM ON CASH-BA | 7,236.16 | 13.60 | 0.00 | 7,249.76 | 7,240.96 |
| | FUND 056 TOTAL | 7,236.16 | 13.60 | 0.00 | 7,249.76 | 7,240.96 |
| JURY FUND | | | | | | |
| 057-1001 | CLAIM ON CASH-JU | 32,510.25 | 398.98 | 1,120.00CR | 31,789.23 | 31,793.67 |
| | FUND 057 TOTAL | 32,510.25 | 398.98 | 1,120.00CR | 31,789.23 | 31,793.67 |

DATES: 4/01/2021- 6/30/2021

| | | BEGINNING BALANCE | TOTAL DEBITS | TOTAL CREDITS | ENDING BALANCE | AVERAGE DAILY BALANCE |
|-------------------------------------|-----------------------|----------------------|-----------------|-------------------|---------------------|-----------------------------|
| GRANTS FUND | | | | | | |
| 059-1001 | CLAIM ON CASH-GR | 124,743.80CR | 0.00 | 0.00 | 124,743.80CR | 124,743.80CR |
| | FUND 059 TOTAL | 124,743.80CR | 0.00 | 0.00 | 124,743.80CR | 124,743.80CR |
| LIBRARY GRANTS | | | | | | |
| 060-1001 | CLAIM ON CASH-LI | 114.59 | 0.00 | 114.59CR | 0.00 | 93.18 |
| | FUND 060 TOTAL | 114.59 | 0.00 | 114.59CR | 0.00 | 93.18 |
| EMERGENCY FOOD & SHELTER | | | | | | |
| 061-1000 | PUBLIC ASST FOOD | 0.00 | 0.00 | 0.00 | 0.00 | 0.00 |
| | FUND 061 TOTAL | 0.00 | 0.00 | 0.00 | 0.00 | 0.00 |
| TEXAS CAPITAL FUND GRANT | | | | | | |
| 062-1000 | TEXAS CAPITAL FU | 0.00 | 0.00 | 0.00 | 0.00 | 0.00 |
| | FUND 062 TOTAL | 0.00 | 0.00 | 0.00 | 0.00 | 0.00 |
| EDA GRANT | | | | | | |
| 063-1001 | CLAIM ON CASH-ED | 70,857.29 | 0.00 | 0.00 | 70,857.29 | 70,857.29 |
| | FUND 063 TOTAL | 70,857.29 | 0.00 | 0.00 | 70,857.29 | 70,857.29 |
| CHILD ABUSE PREV/FAM PROT | | | | | | |
| 083-1001 | CLAIM ON CASH-CH | 6,475.00 | 90.00 | 0.00 | 6,565.00 | 6,518.85 |
| | FUND 083 TOTAL | 6,475.00 | 90.00 | 0.00 | 6,565.00 | 6,518.85 |
| COURT HOUSE SECURITY | | | | | | |
| 084-1001 | CLAIM ON CASH-CO | 32,526.43 | 1,519.28 | 7,799.00CR | 26,246.71 | 26,454.83 |
| | FUND 084 TOTAL | 32,526.43 | 1,519.28 | 7,799.00CR | 26,246.71 | 26,454.83 |
| COMM COURT RECORDS PRES | | | | | | |
| 085-1001 | CLAIM ON CASH-CC | 8,558.13 | 1,062.48 | 752.00CR | 8,868.61 | 8,857.92 |
| | FUND 085 TOTAL | 8,558.13 | 1,062.48 | 752.00CR | 8,868.61 | 8,857.92 |

| | | BEGINNING BALANCE | TOTAL DEBITS | TOTAL CREDITS | ENDING BALANCE | AVERAGE DAILY BALANCE |
|--------------------------------------|-----------------------|----------------------|------------------|--------------------|--------------------|-----------------------------|
| COUNTY CLERK RECORDS PRES | | | | | | |
| 086-1001 | CLAIM ON CASH-CO | 35,189.73 | 8,431.37 | 2,220.06CR | 41,401.04 | 37,844.96 |
| | FUND 086 TOTAL | 35,189.73 | 8,431.37 | 2,220.06CR | 41,401.04 | 37,844.96 |
| DIST CLERK RECORDS PRES | | | | | | |
| 087-1001 | CLAIM ON CASH-DI | 1,389.96 | 208.14 | 1,221.74CR | 376.36 | 1,078.08 |
| | FUND 087 TOTAL | 1,389.96 | 208.14 | 1,221.74CR | 376.36 | 1,078.08 |
| COUNTY & DISTRICT TECH FU | | | | | | |
| 088-1001 | CLAIM ON CASH-CO | 3,714.64 | 108.71 | 0.00 | 3,823.35 | 3,779.71 |
| | FUND 088 TOTAL | 3,714.64 | 108.71 | 0.00 | 3,823.35 | 3,779.71 |
| DIST COURTS TECH/ARCHIVE | | | | | | |
| 089-1001 | CLAIM ON CASH-DI | 7,154.53 | 273.70 | 0.00 | 7,428.23 | 7,293.07 |
| | FUND 089 TOTAL | 7,154.53 | 273.70 | 0.00 | 7,428.23 | 7,293.07 |
| JP TECHNOLOGY FUND | | | | | | |
| 131-1001 | CLAIM ON CASH-JP | 6,277.28 | 710.03 | 779.99CR | 6,207.32 | 6,593.30 |
| | FUND 131 TOTAL | 6,277.28 | 710.03 | 779.99CR | 6,207.32 | 6,593.30 |
| JP SECURITY FUND | | | | | | |
| 133-1001 | CLAIM ON CASH-JP | 13,804.42 | 235.14 | 0.00 | 14,039.56 | 13,915.22 |
| | FUND 133 TOTAL | 13,804.42 | 235.14 | 0.00 | 14,039.56 | 13,915.22 |
| LAMB CO LEAF GRANT | | | | | | |
| 145-1001 | CLAIM ON CASH-LE | 38,057.11CR | 43,143.88 | 22,548.73CR | 17,461.96CR | 21,763.81CR |
| | FUND 145 TOTAL | 38,057.11CR | 43,143.88 | 22,548.73CR | 17,461.96CR | 21,763.81CR |
| CO CLERK ELECTION ADMIN | | | | | | |
| 150-1001 | CLAIM ON CASH-EL | 4,097.21 | 7.70 | 0.00 | 4,104.91 | 4,099.93 |
| | FUND 150 TOTAL | 4,097.21 | 7.70 | 0.00 | 4,104.91 | 4,099.93 |

| | | BEGINNING | TOTAL | TOTAL | ENDING | AVERAGE |
|---------------------------------|-----------------------|------------------|-----------------|-------------------|------------------|------------------|
| | | BALANCE | DEBITS | CREDITS | BALANCE | DAILY |
| | | | | | | BALANCE |
| CO CLERK RECORDS ARCHIVE | | | | | | |
| 151-1001 | CLAIM ON CASH-CO | 87,998.77 | 6,185.97 | 0.00 | 94,184.74 | 91,139.11 |
| | FUND 151 TOTAL | 87,998.77 | 6,185.97 | 0.00 | 94,184.74 | 91,139.11 |
| HAVA GRANTS | | | | | | |
| 155-1001 | CLAIM ON CASH HA | 1,485.61 | 0.00 | 0.00 | 1,485.61 | 1,485.61 |
| | FUND 155 TOTAL | 1,485.61 | 0.00 | 0.00 | 1,485.61 | 1,485.61 |
| DISTRICT CLERK FEES | | | | | | |
| 160-1001 | CLAIM ON CASH-DI | 377.17 | 157.02 | 0.00 | 534.19 | 460.15 |
| | FUND 160 TOTAL | 377.17 | 157.02 | 0.00 | 534.19 | 460.15 |
| TAX A/C- VOTER REG FUND | | | | | | |
| 165-1000 | CASH-TAX A/C VOT | 0.01 | 10.01 | 10.02CR | 0.00 | 0.16CR |
| | FUND 165 TOTAL | 0.01 | 10.01 | 10.02CR | 0.00 | 0.16CR |
| PRE-TRIAL DIVERSION | | | | | | |
| 173-1001 | CLAIM ON CASH-PR | 72,528.04 | 6,565.09 | 3,996.72CR | 75,096.41 | 74,109.59 |
| | FUND 173 TOTAL | 72,528.04 | 6,565.09 | 3,996.72CR | 75,096.41 | 74,109.59 |
| DWI VIDEO FUND | | | | | | |
| 174-1001 | CLAIM ON CASH-DW | 4,158.16 | 56.65 | 95.88CR | 4,118.93 | 4,126.87 |
| | FUND 174 TOTAL | 4,158.16 | 56.65 | 95.88CR | 4,118.93 | 4,126.87 |
| CO ATTY DRUG FORFEITURE | | | | | | |
| 175-1000 | CO ATTY DRUG FOR | 49,120.42 | 55.53 | 6,374.00CR | 42,801.95 | 43,636.22 |
| 175-1001 | CLAIM ON CASH-CA | 4,367.47CR | 0.00 | 0.00 | 4,367.47CR | 4,367.47CR |
| | FUND 175 TOTAL | 44,752.95 | 55.53 | 6,374.00CR | 38,434.48 | 39,268.75 |
| CO ATTY HOT CK FEE FUND | | | | | | |
| 176-1000 | CO ATTY HOT CHEC | 5,000.93 | 216.09 | 0.00 | 5,217.02 | 5,131.03 |
| 176-1001 | CLAIM ON CASH-HO | 3,105.71CR | 0.00 | 0.00 | 3,105.71CR | 3,105.71CR |
| | FUND 176 TOTAL | 1,895.22 | 216.09 | 0.00 | 2,111.31 | 2,025.32 |

| | | BEGINNING | TOTAL | TOTAL | ENDING | AVERAGE |
|----------------------------------|------------------|---------------------|-------------------|-------------------|-------------------|--------------------|
| | | BALANCE | DEBITS | CREDITS | BALANCE | DAILY |
| | | | | | | BALANCE |
| SHERIFF COMMISSARY FUND | | | | | | |
| 180-1000 | SHERIFF COMMISSA | 21,528.70 | 9,110.92 | 6,205.90CR | 24,433.72 | 21,928.42 |
| FUND 180 TOTAL | | 21,528.70 | 9,110.92 | 6,205.90CR | 24,433.72 | 21,928.42 |
| SHERIFF FORFEITURE-STATE | | | | | | |
| 181-1000 | SHERIFF FORFEITU | 77,205.73 | 0.00 | 0.00 | 77,205.73 | 77,205.73 |
| FUND 181 TOTAL | | 77,205.73 | 0.00 | 0.00 | 77,205.73 | 77,205.73 |
| SHERIFF FORFEITURE-FEDERA | | | | | | |
| 182-1000 | SHERIFF FOREFITU | 0.00 | 0.00 | 0.00 | 0.00 | 0.00 |
| FUND 182 TOTAL | | 0.00 | 0.00 | 0.00 | 0.00 | 0.00 |
| COUNTY LIBRARY-LITTLEFIEL | | | | | | |
| 190-1000 | LFD-LAMB CO LIBR | 0.00 | 0.00 | 0.00 | 0.00 | 0.00 |
| 190-1001 | CLAIM ON CASH-LF | 12,402.92 | 1,099.66 | 2,892.86CR | 10,609.72 | 12,176.09 |
| FUND 190 TOTAL | | 12,402.92 | 1,099.66 | 2,892.86CR | 10,609.72 | 12,176.09 |
| OLTON LIBRARY | | | | | | |
| 191-1000 | OLTON LIBRARY LO | 0.00 | 0.00 | 0.00 | 0.00 | 0.00 |
| 191-1001 | CLAIM ON CASH-OL | 2,991.01 | 62.17 | 73.80CR | 2,979.38 | 2,997.68 |
| FUND 191 TOTAL | | 2,991.01 | 62.17 | 73.80CR | 2,979.38 | 2,997.68 |
| CORONAVIRUS RELIEF FUND | | | | | | |
| 195-1001 | CLAIM ON CASH-CO | 126,171.51CR | 121,932.00 | 0.00 | 4,239.51CR | 29,481.05CR |
| FUND 195 TOTAL | | 126,171.51CR | 121,932.00 | 0.00 | 4,239.51CR | 29,481.05CR |
| AMERICAN RECOVERY GRANT | | | | | | |
| 196-1001 | CLAIM ON CASH-AM | 0.00 | 0.00 | 0.00 | 0.00 | 0.00 |
| FUND 196 TOTAL | | 0.00 | 0.00 | 0.00 | 0.00 | 0.00 |
| CAPITAL PROJECTS | | | | | | |
| 301-1001 | CLAIM ON CASH-CA | 0.00 | 68.84 | 68.84CR | 0.00 | 0.00 |
| FUND 301 TOTAL | | 0.00 | 68.84 | 68.84CR | 0.00 | 0.00 |

| | | BEGINNING BALANCE | TOTAL DEBITS | TOTAL CREDITS | ENDING BALANCE | AVERAGE DAILY BALANCE |
|-------------------------------|------------------|----------------------|-------------------|---------------------|-------------------|-----------------------------|
| DISTRICT CLERK | | | | | | |
| 502-1002 | DIST CLERK ACCOU | 95,762.97 | 4,194.00 | 0.00 | 99,956.97 | 97,868.24 |
| 502-1003 | DIST CLERK-E-FIL | 124.00 | 0.00 | 0.00 | 124.00 | 124.00 |
| 502-1004 | DIST CLERK-CIVIL | 20,798.03 | 1,033.25 | 0.00 | 21,831.28 | 21,685.06 |
| 502-1005 | DIST CLERK-CRIMI | 16,162.72 | 7,272.77 | 0.00 | 23,435.49 | 19,392.46 |
| 502-1006 | DISTRICT CLERK T | 9,877.09 | 0.00 | 0.00 | 9,877.09 | 9,877.09 |
| 502-1007 | DISTRICT CLERK-C | 7,044.50CR | 0.00 | 5,541.00CR | 12,585.50CR | 9,835.50CR |
| FUND 502 TOTAL | | 135,680.31 | 12,500.02 | 5,541.00CR | 142,639.33 | 139,111.35 |
| COUNTY CLERK | | | | | | |
| 504-1002 | CO CLERK CASH BO | 25,453.50 | 2,690.00 | 2,610.90CR | 25,532.60 | 25,513.76 |
| 504-1003 | CO CLERK- E-FILE | 65.00CR | 2,529.00 | 2,517.00CR | 53.00CR | 217.14 |
| 504-1004 | CO CLERK-GENERAL | 138.00CR | 8,854.10 | 8,854.10CR | 138.00CR | 110.20CR |
| 504-1005 | CO CLERK-CRIM PA | 1,724.32 | 3,842.55 | 3,842.55CR | 1,724.32 | 1,724.32 |
| 504-1006 | CO CLERK-TRUST A | 0.00 | 0.00 | 0.00 | 0.00 | 0.00 |
| FUND 504 TOTAL | | 26,974.82 | 17,915.65 | 17,824.55CR | 27,065.92 | 27,345.02 |
| TAX ACCESSOR/COLLECTOR | | | | | | |
| 505-1004 | TAX A/C- AUTO AC | 162,426.32 | 522,766.74 | 518,115.78CR | 167,077.28 | 142,962.07 |
| 505-1005 | TAX A/C- AUTO AC | 0.00 | 0.00 | 0.00 | 0.00 | 0.00 |
| 505-1006 | TAX A/C-AUTO ACC | 101.11 | 4,797.50 | 4,844.50CR | 54.11 | 168.50 |
| 505-1007 | TAX A/C- TAX ACC | 0.00 | 370.00 | 0.00 | 370.00 | 225.27 |
| 505-1008 | TAX A/C- ESCROW | 921.19 | 1.16 | 0.00 | 922.35 | 921.80 |
| FUND 505 TOTAL | | 163,448.62 | 527,935.40 | 522,960.28CR | 168,423.74 | 144,277.64 |
| COUNTY TREASURER | | | | | | |
| 506-1002 | LAMB CO CAFETERI | 6,750.36 | 7,470.78 | 5,200.86CR | 9,020.28 | 7,859.31 |
| 506-1006 | SPADE ACCOUNT-GR | 0.00 | 0.00 | 0.00 | 0.00 | 0.00 |
| 506-1007 | CASH-LAMB CO BAI | 14,790.67 | 27.68 | 0.00 | 14,818.35 | 14,800.51 |
| 506-1008 | TREAS CASH BOND | 17,000.00 | 0.00 | 0.00 | 17,000.00 | 17,000.00 |
| FUND 506 TOTAL | | 38,541.03 | 7,498.46 | 5,200.86CR | 40,838.63 | 39,659.82 |
| COUNTY ATTORNEY | | | | | | |
| 507-1006 | CO ATTY SEIZURE | 47,449.53 | 0.00 | 0.01CR | 47,449.52 | 47,449.52 |
| 507-1007 | CO ATTY TRUST HO | 0.42 | 0.00 | 0.00 | 0.42 | 0.42 |
| FUND 507 TOTAL | | 47,449.95 | 0.00 | 0.01CR | 47,449.94 | 47,449.94 |

| | | BEGINNING | TOTAL | TOTAL | ENDING | AVERAGE |
|-----------------------------|-------------------|----------------------|---------------------|-----------------------|----------------------|----------------------|
| | | BALANCE | DEBITS | CREDITS | BALANCE | DAILY |
| | | | | | | BALANCE |
| ADULT PROBATION | | | | | | |
| 509-1002 | 154th J.D. -PTAF | 861.00 | 265.00 | 0.00 | 1,126.00 | 1,006.44 |
| 509-1004 | LAMB COUNTY PTAF | 0.00 | 0.00 | 0.00 | 0.00 | 0.00 |
| 509-1005 | LAMB COUNTY CSCD | 10,415.31CR | 0.00 | 13,616.00CR | 24,031.31CR | 18,113.85CR |
| FUND 509 TOTAL | | 9,554.31CR | 265.00 | 13,616.00CR | 22,905.31CR | 17,107.41CR |
| JUSTICE OF THE PEACE | | | | | | |
| 511-1011 | JP 1 CASH ACCOUN | 1,187.04 | 0.00 | 0.00 | 1,187.04 | 1,187.04 |
| 511-1012 | JP 2 CASH ACCOUN | 0.00 | 5,818.03 | 5,818.03CR | 0.00 | 680.00 |
| 511-1013 | JP 3 CASH ACCOUN | 1,092.32 | 36,130.84 | 35,770.84CR | 1,452.32 | 1,595.32 |
| 511-1014 | JP 4 CASH ACCOUN | 0.00 | 8,313.49 | 8,313.49CR | 0.00 | 829.07 |
| FUND 511 TOTAL | | 2,279.36 | 50,262.36 | 49,902.36CR | 2,639.36 | 4,291.43 |
| SHERIFF | | | | | | |
| 515-1003 | SHERIFF BOND FEE | 0.00 | 0.00 | 0.00 | 0.00 | 0.00 |
| 515-1005 | SO INMATE ACCOUN | 9,836.20 | 43,859.93 | 43,559.22CR | 10,136.91 | 13,587.19 |
| 515-1006 | SHERIFF SEIZURE- | 1.00 | 0.00 | 0.00 | 1.00 | 1.00 |
| 515-1007 | SHERIFF PETTY CA | 0.00 | 0.00 | 0.00 | 0.00 | 0.00 |
| 515-1008 | SHERIFF LEOSE CA | 13,996.49 | 26.19 | 0.00 | 14,022.68 | 14,005.80 |
| 515-1009 | SHERIFF PRISONER | 8,819.51 | 0.00 | 7.15CR | 8,812.36 | 8,814.22 |
| 515-1010 | SHERIFF UNCLAI ME | 0.00 | 0.00 | 0.00 | 0.00 | 0.00 |
| 515-1011 | SHERIFF TRUST AC | 0.00 | 150.00 | 155.00CR | 5.00CR | 16.43 |
| 515-1013 | SHERIFF TOYS FOR | 13,468.18 | 25.19 | 0.00 | 13,493.37 | 13,476.85 |
| FUND 515 TOTAL | | 46,121.38 | 44,061.31 | 43,721.37CR | 46,461.32 | 49,901.49 |
| DEBT SERVICE | | | | | | |
| 801-1001 | CLAIM ON CASH-DE | 55.20 | 1.19 | 0.00 | 56.39 | 56.34 |
| FUND 801 TOTAL | | 55.20 | 1.19 | 0.00 | 56.39 | 56.34 |
| REPORT TOTALS | | 14,772,354.27 | 4,564,472.32 | 7,550,447.13CR | 11,786,379.46 | 13,280,917.67 |

=====

SELECTION CRITERIA

PRINT CURRENT

FUND: Exclude: 999
ACCOUNT TYPE: ALL CASH
TRANSACTION DATES: 4/01/2021 THRU 6/30/2021
PERIOD 13: EXCLUDE

PRINT OPTIONS

REPORT TYPE: SUMMARY
RECAP ONLY: YES
DESCRIPTIONS: NO

*** END OF REPORT ***

DATES: 4/01/2021- 6/30/2021

| | | BEGINNING BALANCE | TOTAL DEBITS | TOTAL CREDITS | ENDING BALANCE | AVERAGE DAILY BALANCE |
|--------------------------|------------------|----------------------|-----------------|------------------|-------------------|-----------------------------|
| JPO-GRANT FUND | | | | | | |
| 141-1000 | CASH-STAND ACCOU | 0.00 | 0.00 | 0.00 | 0.00 | 0.00 |
| 141-1001 | CLAIM ON CASH-ST | 45.42CR | 0.00 | 0.00 | 45.42CR | 45.42CR |
| | FUND 141 TOTAL | 45.42CR | 0.00 | 0.00 | 45.42CR | 45.42CR |
| TITLE IV-E FUND | | | | | | |
| 142-1000 | IV-E CASH ACCOUN | 35,361.47 | 2,506.31 | 2,438.34CR | 35,429.44 | 36,054.99 |
| 142-1001 | CLAIM ON CASH- I | 0.00 | 0.00 | 0.00 | 0.00 | 0.00 |
| | FUND 142 TOTAL | 35,361.47 | 2,506.31 | 2,438.34CR | 35,429.44 | 36,054.99 |
| LAMB CO LEAF GRANT | | | | | | |
| 143-1000 | LAMB CO LEAF GRA | 0.00 | 0.00 | 0.00 | 0.00 | 0.00 |
| 143-1001 | CLAIM ON CASH-LE | 2,023.11CR | 0.00 | 0.00 | 2,023.11CR | 2,023.11CR |
| | FUND 143 TOTAL | 2,023.11CR | 0.00 | 0.00 | 2,023.11CR | 2,023.11CR |
| JPO-STATE AID | | | | | | |
| 144-1001 | CLAIM ON CASH-JP | 32,651.05 | 36,880.00 | 33,317.48CR | 36,213.57 | 33,020.52 |
| | FUND 144 TOTAL | 32,651.05 | 36,880.00 | 33,317.48CR | 36,213.57 | 33,020.52 |
| VCLG GRANT | | | | | | |
| 171-1001 | CLAIM ON CASH-VC | 1,808.52CR | 7,809.00 | 7,058.09CR | 1,057.61CR | 2,301.08CR |
| | FUND 171 TOTAL | 1,808.52CR | 7,809.00 | 7,058.09CR | 1,057.61CR | 2,301.08CR |
| CSCD-BASIC SUPERVISION | | | | | | |
| 600-1000 | CSCD CASH-AIM BA | 0.00 | 0.00 | 0.00 | 0.00 | 0.00 |
| 600-1001 | CLAIM ON CASH-CS | 91,685.19 | 55,825.59 | 44,872.03CR | 102,638.75 | 96,379.19 |
| | FUND 600 TOTAL | 91,685.19 | 55,825.59 | 44,872.03CR | 102,638.75 | 96,379.19 |
| CSCD-CCP COMMUNITY CORRE | | | | | | |
| 601-1001 | CLAIM ON CASH-CS | 6,423.97 | 8,080.00 | 7,656.10CR | 6,847.87 | 5,025.62 |
| | FUND 601 TOTAL | 6,423.97 | 8,080.00 | 7,656.10CR | 6,847.87 | 5,025.62 |

DATES: 4/01/2021- 6/30/2021

| | | BEGINNING BALANCE | TOTAL DEBITS | TOTAL CREDITS | ENDING BALANCE | AVERAGE DAILY BALANCE |
|-----------------------|------------------|----------------------|-----------------|------------------|-------------------|-----------------------------|
| CSCD-DP | | | | | | |
| 603-1001 | CLAIM ON CASH-DP | 13,212.87 | 5,000.20 | 9,834.46CR | 8,378.61 | 10,910.81 |
| | FUND 603 TOTAL | 13,212.87 | 5,000.20 | 9,834.46CR | 8,378.61 | 10,910.81 |
| CSCD-BOND SUPERVISION | | | | | | |
| 604-1001 | CLAIM ON CASH BO | 0.00 | 0.00 | 0.00 | 0.00 | 0.00 |
| | FUND 604 TOTAL | 0.00 | 0.00 | 0.00 | 0.00 | 0.00 |
| | REPORT TOTALS | 175,457.50 | 116,101.10 | 105,176.50CR | 186,382.10 | 177,021.52 |

SELECTION CRITERIA

PRINT CURRENT

FUND: Exclude: 140
ACCOUNT TYPE: ALL CASH
TRANSACTION DATES: 4/01/2021 THRU 6/30/2021
PERIOD 13: EXCLUDE

PRINT OPTIONS

REPORT TYPE: SUMMARY
RECAP ONLY: YES
DESCRIPTIONS: NO

*** END OF REPORT ***

DATES: 4/01/2021- 6/30/2021

| | | BEGINNING | TOTAL | TOTAL | ENDING | AVERAGE |
|-------------------------|------------------|-------------|----------|-------------|--------------|--------------|
| | | BALANCE | DEBITS | CREDITS | BALANCE | DAILY |
| | | | | | | BALANCE |
| JUVENILE PROBATION FUND | | | | | | |
| 140-1000 | JUVENILE PROB CA | 0.00 | 0.00 | 0.00 | 0.00 | 0.00 |
| 140-1001 | CLAIM ON CASH-JU | 69,273.84CR | 570.00 | 69,219.62CR | 137,923.46CR | 103,731.89CR |
| 140-1003 | JPO RESTITUTION | 150.00 | 500.00 | 650.00CR | 0.00 | 52.75 |
| 140-1004 | JPO-4-H ACTION F | 0.00 | 0.00 | 0.00 | 0.00 | 0.00 |
| | FUND 140 TOTAL | 69,123.84CR | 1,070.00 | 69,869.62CR | 137,923.46CR | 103,679.14CR |
| | REPORT TOTALS | 69,123.84CR | 1,070.00 | 69,869.62CR | 137,923.46CR | 103,679.14CR |

SELECTION CRITERIA

PRINT CURRENT

FUND: Include: 140
ACCOUNT TYPE: ALL CASH
TRANSACTION DATES: 4/01/2021 THRU 6/30/2021
PERIOD 13: EXCLUDE

PRINT OPTIONS

REPORT TYPE: SUMMARY
RECAP ONLY: YES
DESCRIPTIONS: NO

*** END OF REPORT ***

GENERAL LEDGER

CASH ANALYSIS

ACCOUNT RECAP TOTALS

QUARTERLY REPORT ENDING JUNE 30, 2021

| | |
|---------------------------------|-------------------------|
| GENERAL FUNDS & ALL DEPARTMENTS | \$ 11,786,379.46 |
| TITLE IV-E, VCLG & CSCD | \$ 186,382.10 |
| VCLG & CSCD | |
| JPO | \$ -137,923.46 |
| TOTAL | \$ 11,834,838.10 |

| FUND-ACCT. NO. | ACCOUNT NAME | CASH | INVESTMENTS | FUND TOTAL |
|-----------------------------|-----------------------------------|---------------------|-------------|---------------------|
| 010-GENERAL FUND | | | | |
| ===== | | | | |
| 010-1001 | CLAIM ON CASH-GENERAL FUND | 2,800,894.03 | | |
| 010-1103 | POOLED INVESTMENTS | | 0.00 | |
| 010-1105 | TEXPOOL - GENERAL | | 0.00 | |
| | TOTAL 010-GENERAL FUND | <u>2,800,894.03</u> | <u>0.00</u> | <u>2,800,894.03</u> |
| | | | | |
| 021-ROAD & BRIDGE 1 | | | | |
| ===== | | | | |
| 021-1001 | CLAIM ON CASH-R&B 1 | 146,171.28 | | |
| 021-1103 | POOLED INVESTMENTS | | 0.00 | |
| 021-1105 | TEXPOOL - PRECINCT 1 | | 0.00 | |
| | TOTAL 021-ROAD & BRIDGE 1 | <u>146,171.28</u> | <u>0.00</u> | <u>146,171.28</u> |
| | | | | |
| 022-ROAD & BRIDGE 2 | | | | |
| ===== | | | | |
| 022-1001 | CLAIM ON CASH-R&B 2 | 197,754.24 | | |
| 022-1103 | POOLED INVESTMENTS | | 0.00 | |
| 022-1105 | INVESTMENT CD | | 0.00 | |
| | TOTAL 022-ROAD & BRIDGE 2 | <u>197,754.24</u> | <u>0.00</u> | <u>197,754.24</u> |
| | | | | |
| 023-ROAD & BRIDGE 3 | | | | |
| ===== | | | | |
| 023-1001 | CLAIM ON CASH-R&B 3 | 139,830.90 | | |
| 023-1103 | POOLED INVESTMENTS | | 0.00 | |
| 023-1105 | INVESTMENT CD | | 0.00 | |
| | TOTAL 023-ROAD & BRIDGE 3 | <u>139,830.90</u> | <u>0.00</u> | <u>139,830.90</u> |
| | | | | |
| 024-ROAD & BRIDGE 4 | | | | |
| ===== | | | | |
| 024-1001 | CLAIM ON CASH-R&B 4 | 442,249.37 | | |
| 024-1103 | POOLED INVESTMENTS | | 0.00 | |
| 024-1105 | INVESTMENT CD | | 0.00 | |
| | TOTAL 024-ROAD & BRIDGE 4 | <u>442,249.37</u> | <u>0.00</u> | <u>442,249.37</u> |
| | | | | |
| 055-LAMB HEALTHCARE CENTER | | | | |
| ===== | | | | |
| 055-1000 | HOSPITAL CASH | 7,193,104.00 | | |
| 055-1001 | LAMB CO HOSPITAL CASH | 0.00 | | |
| | TOTAL 055-LAMB HEALTHCARE CENTER | <u>7,193,104.00</u> | <u>0.00</u> | <u>7,193,104.00</u> |
| | | | | |
| 056-BAIL BOND BOARD ACCOUNT | | | | |
| ===== | | | | |
| 056-1001 | CLAIM ON CASH-BAIL BOND (APPLI | 7,249.76 | | |
| | TOTAL 056-BAIL BOND BOARD ACCOUNT | <u>7,249.76</u> | <u>0.00</u> | <u>7,249.76</u> |

| FUND-ACCT. NO. | ACCOUNT NAME | CASH | INVESTMENTS | FUND TOTAL |
|--------------------------------------|-------------------------------------|----------------------|-------------|----------------------|
| <u>057-JURY FUND</u> | | | | |
| ===== | | | | |
| 057-1001 | CLAIM ON CASH-JURY FUND | 31,789.23 | | |
| 057-1103 | POOLED INVESTMENTS | | 0.00 | |
| 057-1105 | INVESTMENT | | 0.00 | |
| | TOTAL 057-JURY FUND | <u>31,789.23</u> | <u>0.00</u> | <u>31,789.23</u> |
| | | | | |
| <u>059-GRANTS FUND</u> | | | | |
| ===== | | | | |
| 059-1001 | CLAIM ON CASH-GRANT FUND | (124,743.80) | | |
| | TOTAL 059-GRANTS FUND | <u>(124,743.80)</u> | <u>0.00</u> | <u>(124,743.80)</u> |
| | | | | |
| <u>060-LIBRARY GRANTS</u> | | | | |
| ===== | | | | |
| 060-1001 | CLAIM ON CASH-LIBRARY GRANTS | 0.00 | | |
| | TOTAL 060-LIBRARY GRANTS | <u>0.00</u> | <u>0.00</u> | <u>0.00</u> |
| | | | | |
| <u>062-TEXAS CAPITAL FUND GRANT</u> | | | | |
| ===== | | | | |
| 062-1000 | TEXAS CAPITAL FUND GRANT CASH | 0.00 | | |
| | TOTAL 062-TEXAS CAPITAL FUND GRANT | <u>0.00</u> | <u>0.00</u> | <u>0.00</u> |
| | | | | |
| <u>063-EDA GRANT</u> | | | | |
| ===== | | | | |
| 063-1001 | CLAIM ON CASH-EDA GRANT | 70,857.29 | | |
| | TOTAL 063-EDA GRANT | <u>70,857.29</u> | <u>0.00</u> | <u>70,857.29</u> |
| | | | | |
| <u>083-CHILD ABUSE PREV/FAM PROT</u> | | | | |
| ===== | | | | |
| 083-1001 | CLAIM ON CASH-CHILD ABUSE/FAM | 6,565.00 | | |
| | TOTAL 083-CHILD ABUSE PREV/FAM PROT | <u>6,565.00</u> | <u>0.00</u> | <u>6,565.00</u> |
| | | | | |
| <u>084-COURT HOUSE SECURITY</u> | | | | |
| ===== | | | | |
| 084-1001 | CLAIM ON CASH-COURT HOUSE SECU | 26,246.71 | | |
| 084-1103 | POOLED INVESTMENTS | | 0.00 | |
| | TOTAL 084-COURT HOUSE SECURITY | <u>26,246.71</u> | <u>0.00</u> | <u>26,246.71</u> |
| | | | | |
| <u>085-COMM COURT RECORDS PRES</u> | | | | |
| ===== | | | | |
| 085-1001 | CLAIM ON CASH-CC RECORDS PRES | 8,868.61 | | |
| 085-1103 | POOLED INVESTMENTS | | 0.00 | |
| | TOTAL 085-COMM COURT RECORDS PRES | <u>8,868.61</u> | <u>0.00</u> | <u>8,868.61</u> |

| FUND-ACCT. NO. | ACCOUNT NAME | CASH | INVESTMENTS | FUND TOTAL |
|--|-------------------------------------|----------------------|-------------|----------------------|
| <u>086-COUNTY CLERK RECORDS PRES</u> | | | | |
| 086-1001 | CLAIM ON CASH-CO CLERK RECORDS | 41,401.04 | | |
| 086-1103 | POOLED INVESTMENTS | | 0.00 | |
| | TOTAL 086-COUNTY CLERK RECORDS PRES | <u>41,401.04</u> | <u>0.00</u> | <u>41,401.04</u> |
| <u>087-DIST CLERK RECORDS PRES</u> | | | | |
| 087-1001 | CLAIM ON CASH-DIST CLERK RECOR | 376.36 | | |
| 087-1103 | POOLED INVESTMENTS | | 0.00 | |
| | TOTAL 087-DIST CLERK RECORDS PRES | <u>376.36</u> | <u>0.00</u> | <u>376.36</u> |
| <u>088-COUNTY & DISTRICT TECH FU</u> | | | | |
| 088-1001 | CLAIM ON CASH-CO & DIST TECH | 3,823.35 | | |
| | TOTAL 088-COUNTY & DISTRICT TECH FU | <u>3,823.35</u> | <u>0.00</u> | <u>3,823.35</u> |
| <u>089-DIST COURTS TECH/ARCHIVE</u> | | | | |
| 089-1001 | CLAIM ON CASH-DIST COURT ARCHI | 7,428.23 | | |
| | TOTAL 089-DIST COURTS TECH/ARCHIVE | <u>7,428.23</u> | <u>0.00</u> | <u>7,428.23</u> |
| <u>131-JP TECHNOLOGY FUND</u> | | | | |
| 131-1001 | CLAIM ON CASH-JP TECHNOLOGY | 6,207.32 | | |
| 131-1103 | POOLED INVESTMENTS | | 0.00 | |
| | TOTAL 131-JP TECHNOLOGY FUND | <u>6,207.32</u> | <u>0.00</u> | <u>6,207.32</u> |
| <u>133-JP SECURITY FUND</u> | | | | |
| 133-1001 | CLAIM ON CASH-JP SECURITY | 14,039.56 | | |
| 133-1103 | POOLED INVESTMENTS | | 0.00 | |
| | TOTAL 133-JP SECURITY FUND | <u>14,039.56</u> | <u>0.00</u> | <u>14,039.56</u> |
| <u>140-JUVENILE PROBATION FUND</u> | | | | |
| 140-1001 | CLAIM ON CASH-JUV PROBATION | (137,923.46) | | |
| 140-1003 | JPO RESTITUTION ACCT | 0.00 | | |
| | TOTAL 140-JUVENILE PROBATION FUND | <u>(137,923.46)</u> | <u>0.00</u> | <u>(137,923.46)</u> |
| <u>141-JPO-GRANT FUND</u> | | | | |
| 141-1001 | CLAIM ON CASH-STAND GRANT | (45.42) | | |
| | TOTAL 141-JPO-GRANT FUND | <u>(45.42)</u> | <u>0.00</u> | <u>(45.42)</u> |

| FUND-ACCT. NO. | ACCOUNT NAME | CASH | INVESTMENTS | FUND TOTAL |
|-------------------------------------|------------------------------------|---------------------|-------------|---------------------|
| <u>142-TITLE IV-E FUND</u> | | | | |
| ===== | | | | |
| 142-1000 | IV-E CASH ACCOUNT | 35,429.44 | | |
| 142-1001 | CLAIM ON CASH- IV-E | 0.00 | | |
| | TOTAL 142-TITLE IV-E FUND | <u>35,429.44</u> | <u>0.00</u> | <u>35,429.44</u> |
| | | | | |
| <u>143-LAMB CO LEAF GRANT</u> | | | | |
| ===== | | | | |
| 143-1001 | CLAIM ON CASH-LEAF GRANT | (2,023.11) | | |
| | TOTAL 143-LAMB CO LEAF GRANT | <u>(2,023.11)</u> | <u>0.00</u> | <u>(2,023.11)</u> |
| | | | | |
| <u>144-JPO-STATE AID</u> | | | | |
| ===== | | | | |
| 144-1001 | CLAIM ON CASH-JPO STATE AID | 36,213.57 | | |
| | TOTAL 144-JPO-STATE AID | <u>36,213.57</u> | <u>0.00</u> | <u>36,213.57</u> |
| | | | | |
| <u>145-LAMB CO LEAF GRANT</u> | | | | |
| ===== | | | | |
| 145-1001 | CLAIM ON CASH-LEAF GRANT | (17,461.96) | | |
| | TOTAL 145-LAMB CO LEAF GRANT | <u>(17,461.96)</u> | <u>0.00</u> | <u>(17,461.96)</u> |
| | | | | |
| <u>150-CO CLERK ELECTION ADMIN</u> | | | | |
| ===== | | | | |
| 150-1001 | CLAIM ON CASH-ELECTION ADMIN | 4,104.91 | | |
| | TOTAL 150-CO CLERK ELECTION ADMIN | <u>4,104.91</u> | <u>0.00</u> | <u>4,104.91</u> |
| | | | | |
| <u>151-CO CLERK RECORDS ARCHIVE</u> | | | | |
| ===== | | | | |
| 151-1001 | CLAIM ON CASH-CO CLERK ARCHIVE | 94,184.74 | | |
| | TOTAL 151-CO CLERK RECORDS ARCHIVE | <u>94,184.74</u> | <u>0.00</u> | <u>94,184.74</u> |
| | | | | |
| <u>155-HAVA GRANTS</u> | | | | |
| ===== | | | | |
| 155-1001 | CLAIM ON CASH HAVA GRANTS | 1,485.61 | | |
| | TOTAL 155-HAVA GRANTS | <u>1,485.61</u> | <u>0.00</u> | <u>1,485.61</u> |
| | | | | |
| <u>160-DISTRICT CLERK FEES</u> | | | | |
| ===== | | | | |
| 160-1001 | CLAIM ON CASH-DIST CLERK'S FEE | 534.19 | | |
| | TOTAL 160-DISTRICT CLERK FEES | <u>534.19</u> | <u>0.00</u> | <u>534.19</u> |
| | | | | |
| <u>165-TAX A/C- VOTER REG FUND</u> | | | | |
| ===== | | | | |
| 165-1000 | CASH-TAX A/C VOTER REG ACCT | 0.00 | | |
| | TOTAL 165-TAX A/C- VOTER REG FUND | <u>0.00</u> | <u>0.00</u> | <u>0.00</u> |

| FUND-ACCT. NO. | ACCOUNT NAME | CASH | INVESTMENTS | FUND TOTAL |
|--------------------------------------|-------------------------------------|-------------|-------------|-------------|
| 171-VCLG GRANT | | | | |
| ===== | | | | |
| 171-1001 | CLAIM ON CASH-VCLG GRANT | (1,057.61) | | |
| | TOTAL 171-VCLG GRANT | (1,057.61) | 0.00 | (1,057.61) |
| 173-PRE-TRIAL DIVERSION | | | | |
| ===== | | | | |
| 173-1001 | CLAIM ON CASH-PRE-TRIAL DIVERS | 75,096.41 | | |
| 173-1103 | POOLED INVESTMENTS | | 0.00 | |
| | TOTAL 173-PRE-TRIAL DIVERSION | 75,096.41 | 0.00 | 75,096.41 |
| 174-DWI VIDEO FUND | | | | |
| ===== | | | | |
| 174-1001 | CLAIM ON CASH-DWI VIDEO | 4,118.93 | | |
| | TOTAL 174-DWI VIDEO FUND | 4,118.93 | 0.00 | 4,118.93 |
| 175-CO ATTY DRUG FORFEITURE | | | | |
| ===== | | | | |
| 175-1000 | CO ATTY DRUG FORFEITURE ACCT | 42,801.95 | | |
| 175-1001 | CLAIM ON CASH-CA FORFEITURE | (4,367.47) | | |
| | TOTAL 175-CO ATTY DRUG FORFEITURE | 38,434.48 | 0.00 | 38,434.48 |
| 176-CO ATTY HOT CK FEE FUND | | | | |
| ===== | | | | |
| 176-1000 | CO ATTY HOT CHECK FEE FUND | 5,217.02 | | |
| 176-1001 | CLAIM ON CASH-HOT CK FEE FUND | (3,105.71) | | |
| | TOTAL 176-CO ATTY HOT CK FEE FUND | 2,111.31 | 0.00 | 2,111.31 |
| 180-SHERIFF COMMISSARY FUND | | | | |
| ===== | | | | |
| 180-1000 | SHERIFF COMMISSARY ACCT | 24,433.72 | | |
| | TOTAL 180-SHERIFF COMMISSARY FUND | 24,433.72 | 0.00 | 24,433.72 |
| 181-SHERIFF FORFEITURE-STATE | | | | |
| ===== | | | | |
| 181-1000 | SHERIFF FORFEITURE-STATE CASH | 77,205.73 | | |
| | TOTAL 181-SHERIFF FORFEITURE-STATE | 77,205.73 | 0.00 | 77,205.73 |
| 182-SHERIFF FORFEITURE-FEDERA | | | | |
| ===== | | | | |
| 182-1000 | SHERIFF FOREFITURE-FED CASH | 0.00 | | |
| | TOTAL 182-SHERIFF FORFEITURE-FEDERA | 0.00 | 0.00 | 0.00 |
| 190-COUNTY LIBRARY-LITTLEFIEL | | | | |
| ===== | | | | |
| 190-1000 | LFD-LAMB CO LIBRARY ADV BOARD | 0.00 | | |
| 190-1001 | CLAIM ON CASH-LFD LIBRARY | 10,609.72 | | |
| | TOTAL 190-COUNTY LIBRARY-LITTLEFIEL | 10,609.72 | 0.00 | 10,609.72 |

| FUND-ACCT. NO. | ACCOUNT NAME | CASH | INVESTMENTS | FUND TOTAL |
|------------------------------------|--|--------------------|-------------|--------------------|
| 191-OLTON LIBRARY | | | | |
| ===== | | | | |
| 191-1000 | OLTON LIBRARY LOCAL DONATIONS | 0.00 | | |
| 191-1001 | CLAIM ON CASH-OLT LIBRARY | 2,979.38 | | |
| | TOTAL 191-OLTON LIBRARY | 2,979.38 | 0.00 | 2,979.38 |
| 195-CORONAVIRUS RELIEF FUND | | | | |
| ===== | | | | |
| 195-1001 | CLAIM ON CASH-CORONAVIRUS RELI | (4,239.51) | | |
| | TOTAL 195-CORONAVIRUS RELIEF FUND | (4,239.51) | 0.00 | (4,239.51) |
| 301-CAPITAL PROJECTS | | | | |
| ===== | | | | |
| 301-1001 | CLAIM ON CASH-CAP PROJECTS | 0.00 | | |
| 301-1103 | POOLED INVESTMENTS | | 0.00 | |
| | TOTAL 301-CAPITAL PROJECTS | 0.00 | 0.00 | 0.00 |
| 502-DISTRICT CLERK | | | | |
| ===== | | | | |
| 502-1002 | DIST CLERK ACCOUNT | 99,956.97 | | |
| 502-1003 | DIST CLERK-E-FILE | 124.00 | | |
| 502-1004 | DIST CLERK-CIVIL FEES | 21,831.28 | | |
| 502-1005 | DIST CLERK-CRIMINAL FEES | 23,435.49 | | |
| 502-1006 | DISTRICT CLERK TRUST ACCOUNTS | 9,877.09 | | |
| 502-1007 | DISTRICT CLERK-CREDIT CARD | (12,585.50) | | |
| | TOTAL 502-DISTRICT CLERK | 142,639.33 | 0.00 | 142,639.33 |
| 504-COUNTY CLERK | | | | |
| ===== | | | | |
| 504-1002 | CO CLERK CASH BOND-CRIMINAL | 25,532.60 | | |
| 504-1003 | CO CLERK- E-FILE | (53.00) | | |
| 504-1004 | CO CLERK-GENERAL FUND CASH | (138.00) | | |
| 504-1005 | CO CLERK-CRIM PARTIAL PMT | 1,724.32 | | |
| 504-1006 | CO CLERK-TRUST ACCOUNTS | 0.00 | | |
| | TOTAL 504-COUNTY CLERK | 27,065.92 | 0.00 | 27,065.92 |
| 505-TAX ACCESSOR/COLLECTOR | | | | |
| ===== | | | | |
| 505-1004 | TAX A/C- AUTO ACCT AIM BANK | 167,077.28 | | |
| 505-1005 | TAX A/C- AUTO ACCT FIRST UNITE | 0.00 | | |
| 505-1006 | TAX A/C-AUTO ACCT HAPPY STATE | 54.11 | | |
| 505-1007 | TAX A/C- TAX ACCOUNT | 370.00 | | |
| 505-1008 | TAX A/C- ESCROW ACCOUNT | 922.35 | | |
| | TOTAL 505-TAX ACCESSOR/COLLECTOR | 168,423.74 | 0.00 | 168,423.74 |

| FUND-ACCT. NO. | ACCOUNT NAME | CASH | INVESTMENTS | FUND TOTAL |
|-----------------------------------|---|---------------------|-------------|---------------------|
| 506-COUNTY TREASURER | | | | |
| ===== | | | | |
| 506-1002 | LAMB CO CAFETERIA PLAN ACCT | 9,020.28 | | |
| 506-1006 | SPADE ACCOUNT-GRANT | 0.00 | | |
| 506-1007 | CASH-LAMB CO BAIL BONDS ACCT | 14,818.35 | | |
| 506-1008 | TREAS CASH BOND ACCOUNT | 17,000.00 | | |
| | TOTAL 506-COUNTY TREASURER | 40,838.63 | 0.00 | 40,838.63 |
| 507-COUNTY ATTORNEY | | | | |
| ===== | | | | |
| 507-1006 | CO ATTY SEIZURE ACCOUNT | 47,449.52 | | |
| 507-1007 | CO ATTY TRUST HOT CHECK FUND | 0.42 | | |
| | TOTAL 507-COUNTY ATTORNEY | 47,449.94 | 0.00 | 47,449.94 |
| 509-ADULT PROBATION | | | | |
| ===== | | | | |
| 509-1002 | 154th J.D. -PTAF CASH ACCOUNT | 1,126.00 | | |
| 509-1005 | LAMB COUNTY CSCD-CC | (24,031.31) | | |
| | TOTAL 509-ADULT PROBATION | (22,905.31) | 0.00 | (22,905.31) |
| 511-JUSTICE OF THE PEACE | | | | |
| ===== | | | | |
| 511-1011 | JP 1 CASH ACCOUNT | 1,187.04 | | |
| 511-1012 | JP 2 CASH ACCOUNT | 0.00 | | |
| 511-1013 | JP 3 CASH ACCOUNT | 1,452.32 | | |
| 511-1014 | JP 4 CASH ACCOUNT | 0.00 | | |
| | TOTAL 511-JUSTICE OF THE PEACE | 2,639.36 | 0.00 | 2,639.36 |
| 515-SHERIFF | | | | |
| ===== | | | | |
| 515-1003 | SHERIFF BOND FEES-0244716 | 0.00 | | |
| 515-1005 | SO INMATE ACCOUNT-DEBIT ACCT | 10,136.91 | | |
| 515-1006 | SHERIFF SEIZURE-STATE CASH | 1.00 | | |
| 515-1007 | SHERIFF PETTY CASH ACCT | 0.00 | | |
| 515-1008 | SHERIFF LEOSE CASH ACCOUNT | 14,022.68 | | |
| 515-1009 | SHERIFF PRISONER TRUST CASH | 8,812.36 | | |
| 515-1010 | SHERIFF UNCLAIMED PRISONER ACC | 0.00 | | |
| 515-1011 | SHERIFF TRUST ACCOUNT | (5.00) | | |
| 515-1013 | SHERIFF TOYS FOR KIDS CASH ACC | 13,493.37 | | |
| | TOTAL 515-SHERIFF | 46,461.32 | 0.00 | 46,461.32 |
| 600-CSCD-BASIC SUPERVISION | | | | |
| ===== | | | | |
| 600-1001 | CLAIM ON CASH-CSCD BASIC SUPER | 102,638.75 | | |
| | TOTAL 600-CSCD-BASIC SUPERVISION | 102,638.75 | 0.00 | 102,638.75 |

| FUND-ACCT. NO. | ACCOUNT NAME | CASH | INVESTMENTS | FUND TOTAL |
|--------------------------|------------------------------------|---------------|-------------|---------------|
| <hr/> | | | | |
| 601-CSCD-CCP | COMMUNITY CORRE | | | |
| ===== | | | | |
| 601-1001 | CLAIM ON CASH-CSCD CCP COMMUNI | 6,847.87 | | |
| | TOTAL 601-CSCD-CCP COMMUNITY CORRE | 6,847.87 | 0.00 | 6,847.87 |
| <hr/> | | | | |
| 603-CSCD-DP | | | | |
| ===== | | | | |
| 603-1001 | CLAIM ON CASH-DP | 8,378.61 | | |
| | TOTAL 603-CSCD-DP | 8,378.61 | 0.00 | 8,378.61 |
| <hr/> | | | | |
| 801-DEBT SERVICE | | | | |
| ===== | | | | |
| 801-1001 | CLAIM ON CASH-DEBT SERVICE | 56.39 | | |
| 801-1103 | POOLED INVESTMENTS | | 0.00 | |
| 801-1105 | DEBT SERVICE INVESTMENT | | 0.00 | |
| | TOTAL 801-DEBT SERVICE | 56.39 | 0.00 | 56.39 |
| <hr/> | | | | |
| TOTAL CASH & INVESTMENTS | | 11,834,838.10 | 0.00 | 11,834,838.10 |
| | | ===== | ===== | ===== |

*** END OF REPORT ***